

REVISIONS BP

DO NOT SCALE FROM THIS PRINT

NOTES:

1. MAX ALLOWABLE BOW: .005 INCH/INCH.
2. MIN TERMINAL PUSHOUT FORCE: 2 lbs.
3. MAX PIN ROTATION IN BODY: 2°.
4. MAX CUT FLASH: .010
5. TUBE POSITIONS 8-50 ONLY. POSITIONS 1-7 TO BE BULK PACKAGED.
6. NOTE DELETED.

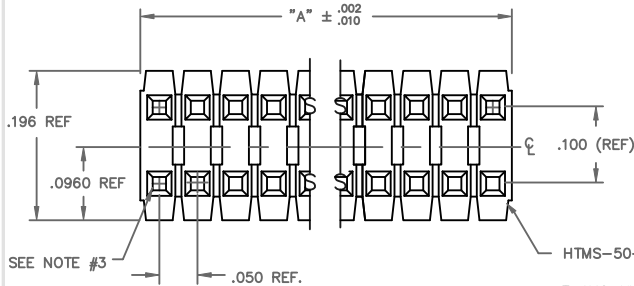
DIMENSIONS ARE IN INCHES		UNLESS OTHERWISE NOTED		TOLERANCES ARE:		TITLE:	DWG NO:
ONE PLACE DECIMALS ± .1	THREE PLACE DECIMALS ± .005	ANGLES ± 2°		TERMINAL MICRO STRIP		TMS-1XX-XX-XX-X-XX-XXX	TMS-1XX-XX-XX-X-XX-XXX
TWO PLACE DECIMALS ± .01	FOUR PLACE DECIMALS ± .0020						SHEET 1 OF 1

TMS-1XX-XX-XX-X-XX-XXX

OPTION
-POLARIZING SPECIFICATION
XXX INDICATES POS. TO BE OMITTED
(SEE FIG. 1)

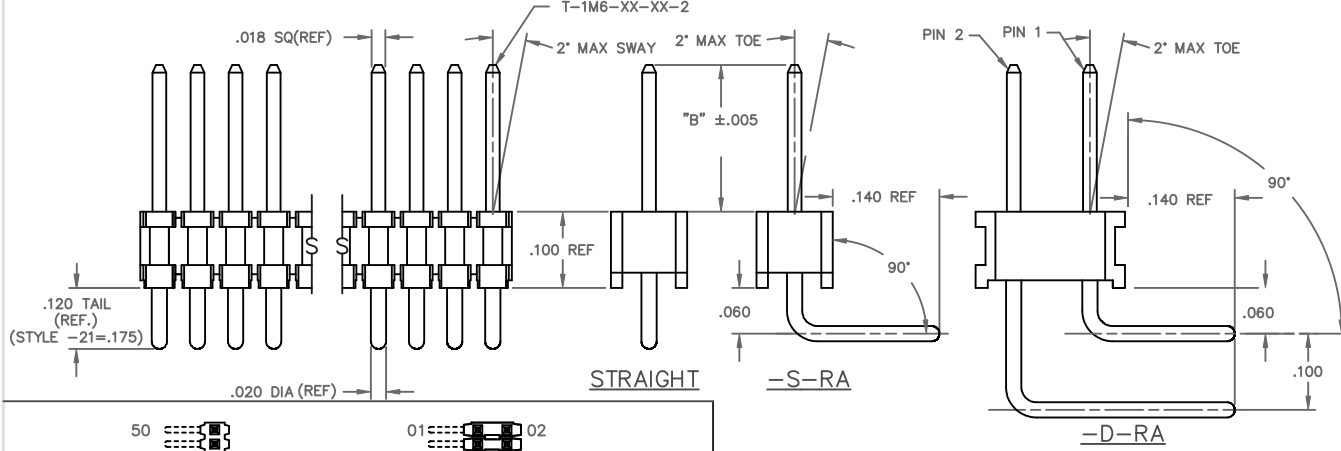
OPTION
-RA: RIGHT ANGLE (SEE TABLE 1)
(SINGLE & DOUBLE RA AVAILABLE IN STYLE -01, -02, & -03 ONLY)

BODY SPECIFICATION
-S: SINGLE (USE HTMS-50-S)
-D: DOUBLE (USE HTMS-50-D)



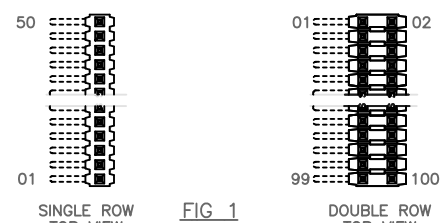
TERMINAL SPEC
SEE TABLE 1

PLATING SPECIFICATION
-G: 10μ" GOLD IN CONTACT AREA, 10μ" GOLD ON TAIL
-T: MATTE TIN CONTACT AND TAIL
ONLY AVAILABLE ON LEAD STYLES -01, -02, -51 AND -52.
-S: 30μ" SELECTIVE GOLD IN CONTACT AREA, MATTE TIN ON TAIL
-F: 3μ" FLASH GOLD IN CONTACT AREA, MATTE TIN ON TAIL
-H: 30μ" HEAVY GOLD IN CONTACT AREA, 3μ" GOLD ON TAIL
-FM: 3μ" SELECTIVE FLASH GOLD IN CONTACT AREA, MATTE TIN ON TAIL
-SM: 30μ" SELECTIVE GOLD IN CONTACT AREA, MATTE TIN ON TAIL
-TM: MATTE TIN CONTACT AND TAIL
ONLY AVAILABLE ON LEAD STYLES -01, -02, -51 AND -52.
-L: 10μ" LIGHT SELECTIVE GOLD IN CONTACT AREA, MATTE TIN ON TAIL



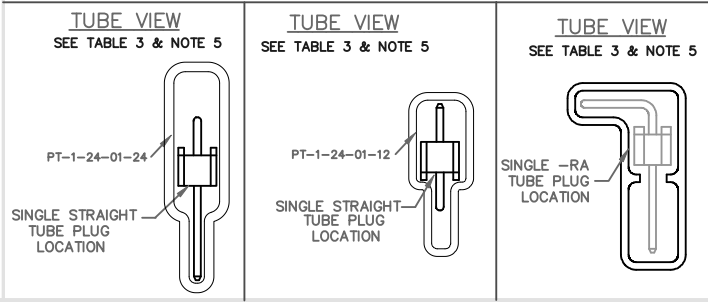
LENGTH	"L"	CONTACT AREA
-01	.440	.140
-02	.410	.140
-03	.610	.190
-04	.505	.190
-05	.705	.190
-12	.425	.165
-13	.625	.190
-14	.555	.190
-15	.755	.190
-16	.825	.190
-17	.320	.060
-18	.450	.190
-19	.650	.190
-21	.505	.190
-25	.330	.060
-26	.373	.075
-27	.398	.100
-28	1.050	.190

* REF FOR PIN LENGTH



BODY STYLE	LEAD STYLE	TUBE	PLUG	
TMS-DOUBLE STRAIGHT STYLES	-01,-21, -51,-52	PT-1-24-01-22	TP-03	
	-02	PT-1-24-01-95	TP-03	
	-53	PT-1-24-02-66	TP-03	
	-55,-56	PT-1-24-01-29	TP-03	
	-54	PT-1-24-02-46	TP-03	
	-57	PT-1-24-02-25	TP-03	
	-58,-59	PT-1-24-16-29	TP-07	
	-60	PT-1-24-18-29	TP-07	
	TMS-SINGLE STRAIGHT STYLES	-01	PT-1-24-01-24	TP-24
		-21	PT-1-24-02-29	TP-24
-58,-59,-60		PT-1-24-10-03	TP-33	
-02		PT-1-24-01-12	TP-12	
-51,-52		PT-1-24-01-66	TP-24	
-53,-54, -55,-56		PT-1-24-02-03	TP-24	
-57		PT-1-24-10-03	TP-33	
TMS-DOUBLE RIGHT ANGLE		-01,-02,-03	PT-1-24-02-66	TP-03
		-01,-02,-03	PT-1-24-01-66	TP-24

STRAIGHT OPTION		RIGHT ANGLE OPTION			ALL
LEAD STYLE	TERMINAL SPEC.	LEAD STYLE	PIN #1	PIN #2	"B"
-01	T-1M6-18-XX-2	-01	T-1M6-14-XX-2	T-1M6-15-XX-2	.230
-02	T-1M6-17-XX-2	-02	T-1M6-12-XX-2	T-1M6-13-XX-2	.100
-03	N/A	-03	T-1M6-18-XX-2	T-1M6-19-XX-2	.125
-21	T-1M6-21-XX-2	-21	N/A	N/A	.230
-51	T-1M6-02-XX-2	-51	N/A	N/A	.190
-52	T-1M6-12-XX-2	-52	N/A	N/A	.205
-53	T-1M6-04-XX-2	-53	N/A	N/A	.285
-54	T-1M6-14-XX-2	-54	N/A	N/A	.335
-55	T-1M6-03-XX-2	-55	N/A	N/A	.390
-56	T-1M6-13-XX-2	-56	N/A	N/A	.405
-57	T-1M6-19-XX-2	-57	N/A	N/A	.430
-58	T-1M6-05-XX-2	-58	N/A	N/A	.485
-59	T-1M6-15-XX-2	-59	N/A	N/A	.535
-60	T-1M6-16-XX-2	-60	N/A	N/A	.605



MATERIAL:
INSULATOR:
LCP UL94 V-0
COLOR: BLACK

TERMINAL:
PHOSPHOR BRONZE

520 PARK EAST BLVD. NEW ALBANY, INDIANA 47151-1147
PHONE (812) 944-6733 P.O. BOX 1147
CODE 55322

MADE BY: PURVIS 8-13-87
CHECKED BY: WILLIAMS 10-21-87
ENG. APPROVAL: TMS-1XX-XX-XX-X-XX-XXX
SHEET 1 OF 1

PROPRIETARY NOTE
THIS DOCUMENT CONTAINS CONFIDENTIAL AND PROPRIETARY INFORMATION AND IS THE PROPERTY OF SAMTEC. IT IS TO BE USED ONLY FOR THE PURPOSES AND IN THE MANNER SPECIFIED BY SAMTEC. IT IS NOT TO BE REPRODUCED, COPIED, OR TRANSMITTED IN ANY FORM OR BY ANY MEANS, ELECTRONIC OR MECHANICAL, INCLUDING PHOTOCOPYING, RECORDING, OR BY ANY INFORMATION STORAGE AND RETRIEVAL SYSTEM, WITHOUT THE WRITTEN PERMISSION OF SAMTEC, INC.