


0.5 mm-Pitch Vertical FPC Connector

XF2G

SMT Non-ZIF (Zero Insertion Force) Connector Offers a Low-Cost, Top Entry Alternative to Locking Types

- Enlarged top surface area makes automatic assembly easier
- Low-profile, measures only 4.15 mm above the circuit board
- Hold down terminal improves connection stability during soldering
- Connectors supplied on tape reels for automatic insertion



Ordering Information

Circuits	Part number	Quantity per reel
6	XF2G-0614-11	1,000 per reel
14	XF2G-1414-11	Order in multiples of the quantity per reel.
16	XF2G-1614-11	

Note: Connectors with different circuit counts and contact locations are available on special order. Contact your Omron representative.

Specifications

Rated current	0.5 A
Rated voltage	50 VDC
Contact resistance	30 MΩ max. at 20 mVDC, 100 mA max.
Insulation resistance	100 MΩ min. at 250 VDC
Withstand voltage	250 VAC for 1 minute (with a leakage current of 1 mA max.)
Insertion tolerance	10 times
Ambient temperature	-30°C to 85°C (-22°F to 185°F); no condensation at low temperatures

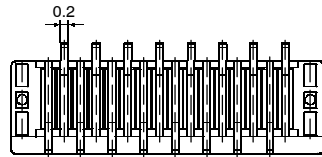
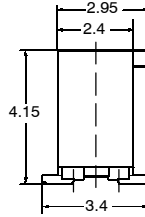
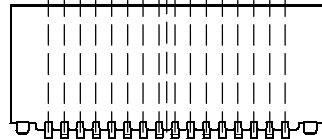
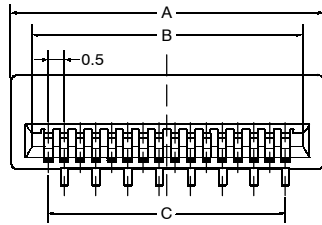
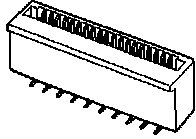
■ MATERIALS/FINISH

Housing	PA46 resin (UL94V-0)/natural
Contact	Copper-alloy/nickel spring substrate (2 μm) plated with tin alloy (2 μm)

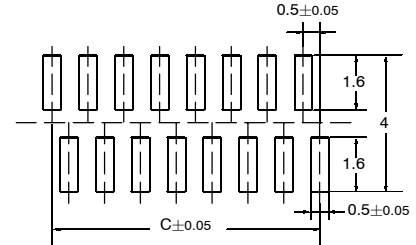
Dimensions

Unit: mm

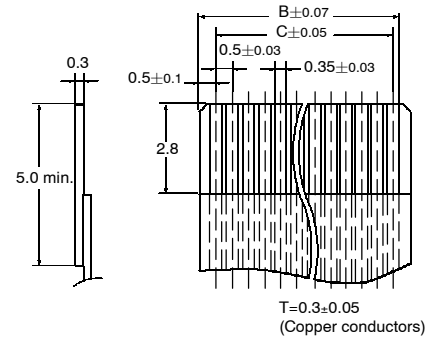
■ XF2G-□□14-11



Printed Circuit Board Matching Dimensions (Top View)



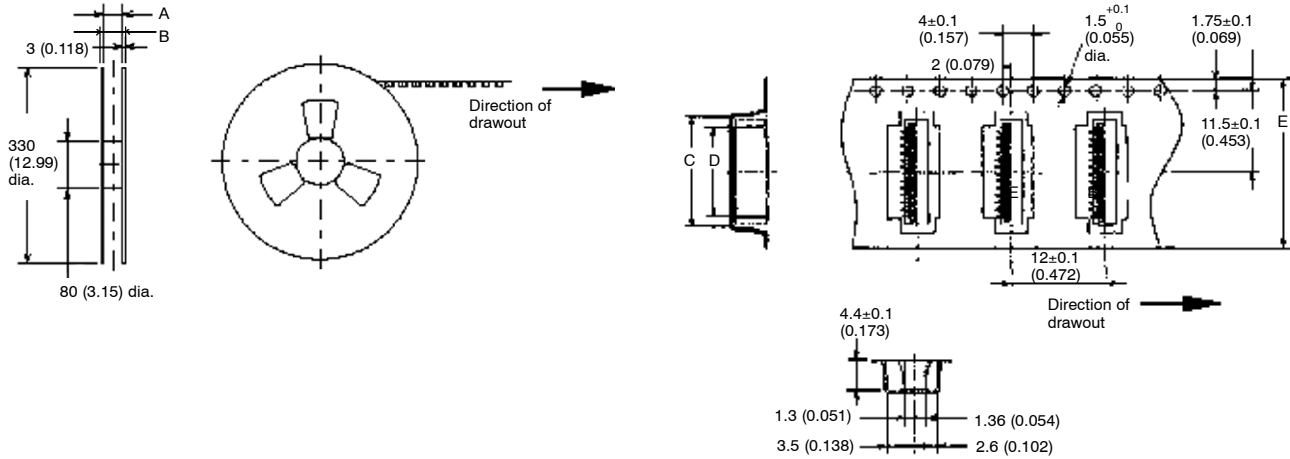
Applicable FPC Dimensions



■ TABLE OF DIMENSIONS

Circuits	Part number	A	B	C
6	XF2G-0614-11	4.9 (0.193)	3.5 (0.380)	2.5 (0.098)
14	XF2G-1414-11	8.9 (0.350)	7.5 (0.295)	6.5 (0.256)
16	XF2G-1614-11	9.9 (0.390)	8.5 (0.335)	7.5 (0.295)

■ TAPE AND REEL DIMENSIONS



Circuits	Part number	A	B	C	D	E
6	XF2G-0614-11	16.4 ⁺² ₀ (0.646)	22.4 (0.882)	5.0 (0.197)	3.1 (0.122)	16±0.3 (0.630)
14	XF2G-1414-11	24.4 ⁺² ₀ (0.961)	30.4 (1.197)	9.0 (0.354)	7.1 (0.280)	24±0.3 (0.945)
16	XF2G-1614-11			10.0 (0.394)	8.1 (0.319)	

Precautions

■ RECOMMENDED REFLOW CONDITIONS

Pre-heat
 Temperature: 150±10°C
 Time: 60 to 120 seconds

Soldering
 Temperature: 200 to 240°C
 Time: Not exceeding 30 seconds
 (Not exceeding 10 seconds at 240°C maximum temperature.)

■ STORAGE

Do not store under high humidity levels as this may cause deterioration of the insulation.

■ HANDLING THE FPC

Do not forcibly bend or pull an FPC which has been mounted and locked. This may cause discontinuities in the FPC.

NOTE: DIMENSIONS SHOWN ARE IN MILLIMETERS. To convert millimeters to inches divide by 25.4.

OMRON[®]

OMRON ELECTRONICS LLC

One East Commerce Drive
Schaumburg, IL 60173

1-800-55-OMRON

OMRON ON-LINE

Global - <http://www.omron.com>
USA - <http://www.omron.com/oei>
Canada - <http://www.omron.com/oci>

OMRON CANADA, INC.

885 Milner Avenue
Scarborough, Ontario M1B 5V8

416-286-6465