

TECHNICAL CHARACTERISTICS

MATERIAL
 INSULATOR: PA 6T
 FLAMMABILITY RATING: UL94-V0
 COLOR: BLACK
 CONTACT MATERIAL: COPPER ALLOYS
 CONTACT TYPE: STAMPED
 CONTACT PLATING: GOLD
 QUALITY CLASS: 3 AS PER IEC 60 603-13
 PITCH: 2.54 MM

ENVIRONMENTAL
 OPERATING TEMPERATURE: -40 UP TO 105°C
 COMPLIANCE: LEAD FREE AND ROHS

ELECTRICAL
 CURRENT RATING: 3 A
 WORKING VOLTAGE: 250 VAC
 INSULATOR RESISTANCE: >1000 MOHM
 DIELECTRIC WITHSTANDING VOLTAGE: 500 VAC/MN
 CONTACT RESISTANCE: 20 MOHM MAX

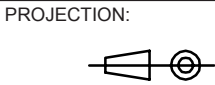
STANDARD
 CERTIFIED: E323964

SOLDERING
 JEDEC LEAD FREE REFLOW SOLDERING

PACKAGING
 TUBE

DIMENSION
 A = 2.54 x (NB. PIN - 1)
 B = 2.54 x NB. PIN

RoHS Compliant			
G			
F	04-NOV-15	TEMP. / TPK	AK
E	24-NOV-09	STANDARD	JP
D	23-NOV-07	MODIFICATIONS	EC
C	11-DEC-06	DRAW	EC
B	29-MAR-04	LEAD FREE	JP
A	31-JAN-01	PDF	JP
REV	DATE	FILE	BY



GENERAL TOLERANCE
 .X = +/- 0.2
 .XX = +/- 0.15



APPROVAL: GMo

UNIT: MM

DESCRIPTION: 2.54MM SMT PIN HEADER TYPE 1

SIZE

SCALE:

WERI PART NO: 610 0xx 182 21

A4

DRAW: PEARL

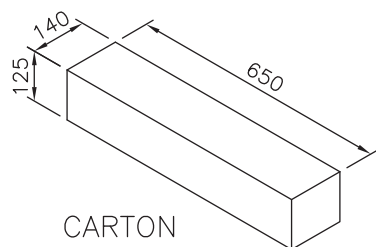
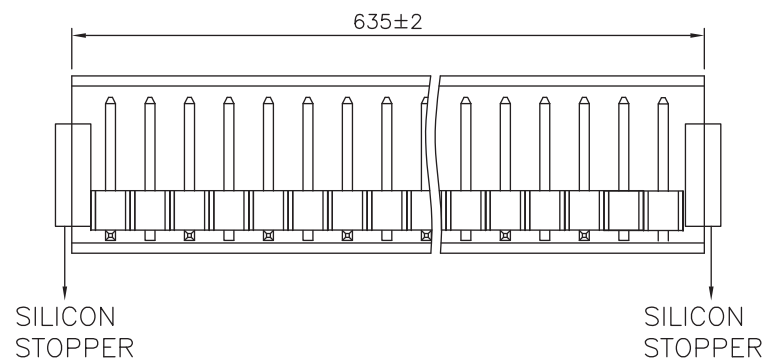
1

2

3

4

5



Pin.	Pcs/Tube	Tube/Carton	Pcs/Carton
2	118	120	14160
3	83	120	9600
4	62	120	7440
5	49	120	5880
6	41	120	4920
8	30	120	3600
10	24	120	2880
14	17	120	2040
16	15	120	1800
24	10	120	1200
32	7	120	840
36	6	120	720

RoHS Compliant

PROJECTION:



GENERAL TOLERANCE

.X = ± 0.2 .XX = ± 0.15 

APPROVAL: GMo

UNIT: MM

DESCRIPTION: 2.54MM SMT PIN HEADER TYPE 1

SIZE

SCALE:

WERI PART NO: 610 0xx 182 21

A4

REV

DATE

FILE

BY

DRAW: AK

1

2

3

4

5

Cautions and Warnings:

This electronic component is designed and developed with the intention for use in general electronics equipments.

Before incorporating the components into any equipments in the field such as aerospace, aviation, nuclear control, submarine, transportation, (automotive control, train control, ship control), transportation signal, disaster prevention, medical, public information network etc. where higher safety and reliability are especially required or if there is possibility of direct damage or injury to human body, Würth Elektronik must be asked for a written approval.

In addition, even electronic component in general electronic equipments, when used in electrical circuits that require high safety, reliability functions or performance, the sufficient reliability evaluation-check for the safety must be performed before by the user before usage.

A

B

C

RoHS Compliant

G				PROJECTION: 	GENERAL TOLERANCE .X = +/- 0.2 .XX = +/- 0.15		
F							
E							
D							
C				APPROVAL: JC	UNIT: MM	DESCRIPTION: DISCLAIMER	SIZE A4
B					SCALE:		
A	10-SEP-14	PDF	QL		SHEET: 3/3	WERI PART NO: DISCLAIMER	
REV	DATE	FILE	BY		DRAW: QL		

D