

NEW

OMRON

Miniature Power Relays

MY-GS

1966: MY Relays

1998: MY(S) Relays

The Reliability of an 800-million Track Record

Models with a Latching Lever Join the MY Family of
OMRON' s Recent Longtime Best-selling Relays

Relays with Latching Levers

NEW



First appearing in 1966, over 800 million MY-series Relays had been manufactured by 2012.

The MY Series grew to meet the needs of the day, and will continue to meet your needs in the future.

Easier to See, Easier to Use


OMRON insists on inhouse production from component molds to manufacturing facilities to better meet your needs.

Easily Accessible Information!

Product Information at a Glance

The model, specifications, and safety standards are all provided on the top surface.

You can check this information while the Relay is mounted in the Socket.



Model

Coil specification

Safety standard-certified ratings

Safety standard marks

Contact Status at a Glance

Mechanical indicators are now a standard feature so that you know the contact operating status even for standard models.

Standard Models



Models with Operation Indicators





Different Looks for Different Specifications

To prevent incorrectly using the Relays, we've made it easy to tell the difference between Relays with different specifications.

The color of the operation indicator (LED) shows whether the coil voltage is AC or DC.



The voltage specification is also shown by the coil tape.



Added a Series with a Latching Lever that is Useful for Operation Check of Relay Sequence Circuits

Latching lever operating method

		Normal State	Mode 1: Momentary State	Mode 2: Locked State
	When seen from the top			
	When seen from the side			
	Operation Description	-	Slide the lever one step and press the yellow button with an insulated tool to operate the contacts.	If you slide the lever two steps, the contacts lock in the operation position.

Note. According to the mechanism of the latching lever, the contacts are operated forcibly while the coil voltage is not being applied.

Reliable Application!


High Durability

High Electrical Durability
Helps reduce the maintenance frequency.

Two-pole Relay: 500,000 operations

Four-pole Relay: 200,000 operations

Note. For switching the rated load.
Refer to the datasheet for details.



Wide Ambient Operating Temperature
Reliable application is possible for high-density mounting and in cold locations.

Ambient operating temperature:
-55 to 70°C



High Shock Resistance
Reduces malfunctions for unexpected external shocks.

Malfunction shock resistance: 20G



New Design Stable Quality in Automatic Manufacturing

We took 50 years of manufacturing experience and designed market needs into design and production.

Examples: Connection reliability was achieved with welding and one-piece molding while stable quality was achieved in automatic manufacturing.



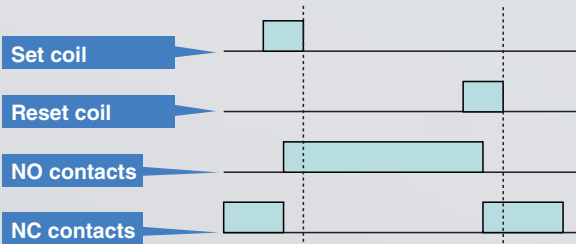
There are reasons people continue to choose the MY Series.

The MY Series provides a wide variety of models to ensure that we have just the right model for you.

Relays That Latch Contacts in the Operation Position




MYK Latching Relays

● Operation Chart



Relays That Dependably Control Small Loads



MY4Z Relays with Bifurcated Contacts
MY4Z-CBG Relays with Bifurcated Crossbar Contacts

Reliability	Contact structure
High ↑	Bifurcated crossbar contacts with Au cladding 
	Bifurcated contacts with Au plating 
	Single contacts with Au plating 



Relays for Locations with Corrosive Gas or Excessive Dust

MYQ Plastic Sealed Relays
MYH Hermetically Sealed Relays



⇒Refer to the group catalog or your OMRON website for details.


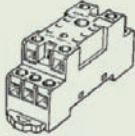
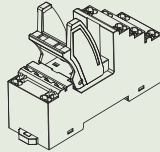


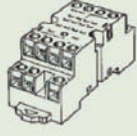
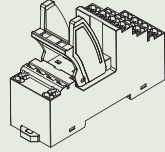

Ordering Information

List of Models

Classification	Model		Rated voltage (V)
	2C	4C	
Standard models	MY2-GS	MY4-GS	12 VAC, 24 VAC, 48 VAC, 100/110 VAC, 110/120 VAC, 200/220 VAC, 220/240 VAC 6 VDC, 12 VDC, 24 VDC, 48 VDC, 100/110 VDC
Models with built-in operation indicators	MY2N-GS	MY4N-GS	12 VAC, 24 VAC, 48 VAC, 100/110 VAC, 110/120 VAC, 200/220 VAC, 220/240 VAC 6 VDC, 12 VDC, 24 VDC, 48 VDC, 100/110 VDC, 220 VDC
Models with built-in operation indicators and diodes	MY2N-D2-GS	MY4N-D2-GS	12 VDC, 24 VDC, 48 VDC, 100/110 VDC, 220 VDC
Models with built-in operation indicators and CR circuits	MY2N-CR-GS	MY4N-CR-GS	100/110 VAC, 110/120 VAC, 200/220 VAC, 220/240 VAC
Models with built-in operation indicators having a latching lever	MY2IN-GS	MY4IN-GS	12 VAC, 24 VAC, 48 VAC, 100/110 VAC, 110/120 VAC, 200/220 VAC, 220/240 VAC 6 VDC, 12 VDC, 24 VDC, 48 VDC, 100/110 VDC, 220 VDC
Models with built-in operation indicators having a latching lever, and diodes	MY2IN-D2-GS	MY4IN-D2-GS	12 VDC, 24 VDC, 48 VDC, 100/110 VDC, 220 VDC
Models with built-in operation indicators having a latching lever, and CR circuits	MY2IN-CR-GS	MY4IN-CR-GS	100/110 VAC, 110/120 VAC, 200/220 VAC, 220/240 VAC

Options (Order Separately)

Connection Sockets and Hold-down Clips

Mounting	Front-mounting Sockets			Back-mounting Sockets
	DIN Track or screw mounting			PCB mounting
Terminal Type	Screw terminal	Finger protection structure	Push-In Plus Terminal	PCB terminals
MY2-GS MY2N-GS MY2N-D2-GS MY2N-CR-GS MY2IN-GS MY2IN-D2-GS MY2IN-CR-GS	PYF08A-E 	PYF08A-N 	PYF-08-PU 	PY08-02 
MY4-GS MY4N-GS MY4N-D2-GS MY4N-CR-GS MY4IN-GS MY4IN-D2-GS MY4IN-CR-GS	PYF14A-E 	PYF14A-N 	PYF-14-PU 	PY14-02 
Hold-down Clips	PYC-A1		Socket combination	PYC-P

OMRON Corporation Industrial Automation Company
Kyoto, JAPAN

Contact: www.ia.omron.com

OMRON (CHINA) CO., LTD.
Room 2211, Bank of China Tower,
200 Yin Cheng Zhong Road,
PuDong New Area, Shanghai, 200120, China
Tel: (86) 21-5037-2222/Fax: (86) 21-5037-2200

OMRON TAIWAN ELECTRONICS INC.
6F, Home Young Bldg., No.363,
Fu-Shing N.Road, Taipei, Taiwan R.O.C
Tel: (886) 2-2715-3331/Fax: (886) 2-2712-6712

OMRON ASIA PACIFIC PTE. LTD.
No. 438A Alexandra Road # 05-05/08(Lobby 2),
Alexandra Technopark, Singapore 119967
Tel: 65-6835-3011/Fax: 65-6835-2711

Authorized Distributor:

© OMRON Corporation 2014-2018 All Rights Reserved.
In the interest of product improvement,
specifications are subject to change without notice.

CSM_2_2_0318
Cat. No. J196-E1-03

0318(0414)